


## Installing Dayforce HCM on an iPad

The Dayforce HCM application is currently only developed for the iPhone, but you can still get it on your iPad. Below are the instructions for how to obtain the application on your iPad.

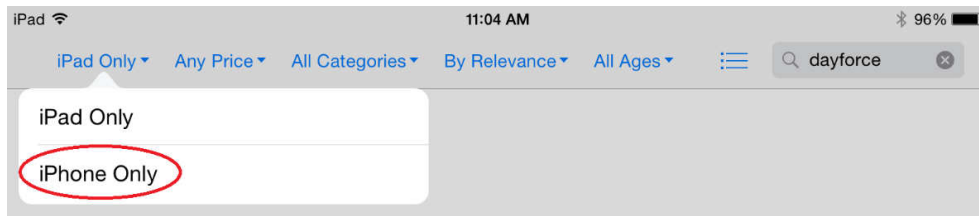
1. Open the *App Store*



2. In the search box type *Dayforce* and select *Dayforce HCM*.




3. You will see no results because there is not an iPad version on this application yet, but in the upper left corner change *iPad Only* to *iPhone Only*.



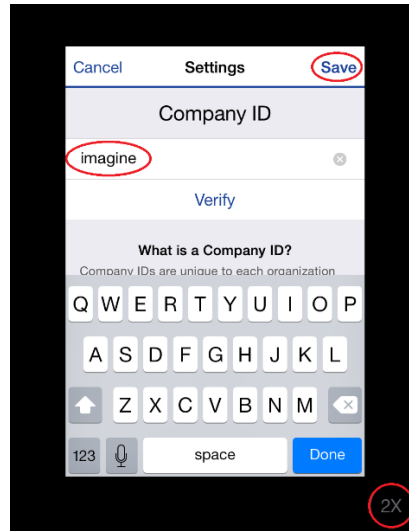
4. You will now see the Dayforce HCM application, tap the *download button*.



5. Once the Dayforce HCM application has downloaded tap *open*.



6. Since the Dayforce HCM application was developed for the iPhone and not the iPad you will have an option for 2x and 1x in the bottom corner to adjust the size of the application, choose whichever suits you best. Enter the company "Imagine" and select *Save*.



7. You can now log into the Dayforce HCM application to view your personal information.

